

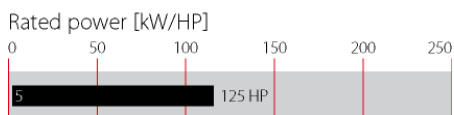
ECOsine® Low-Voltage Economy Line of Passive Harmonic Filters



- Economy line of passive harmonic filters for THID <7 %
- Help to comply with EN61000-3-12, IEEE-519 and other PQ standards
- Support an efficient utilization of electrical system capacity
- Ideal for AC or DV motor drives with 6-pulse rectifier front-end
- Suitable for 200-240V diode and thyristor (SCR) rectifiers applications



Performance indicators



Approvals



Features and benefits

FN 3418LV (60 Hz) models of the ECOsine product family represent the very compact "economy line" with a THID performance of $\leq 7\%$ (with Ldc). The performance is still sufficient to comply with EN61000-3-12 or with IEEE-519 for $I_{sc}/I_L < 50$. Schaffner ECOsine filters help to unburden the electrical infrastructure from excess loading and heat caused by current harmonics, and therefore support a better utilization of electric system capacity. Lower harmonics also reduce the risk of system resonances and potential downtime of sensitive electronic equipment. FN 3418LV filters upgrade standard motor drives to "low-harmonic drives" quickly and easily.

Typical applications

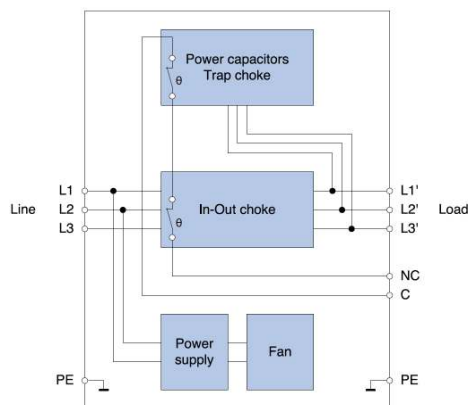
- Three-phase power conversion equipment with front-end six-pulse rectifier (diode or SCR)
- Motor drives, like those used e.g. in pump and fan applications
- Battery chargers, incl. DC fast chargers for e-cars

Technical specifications

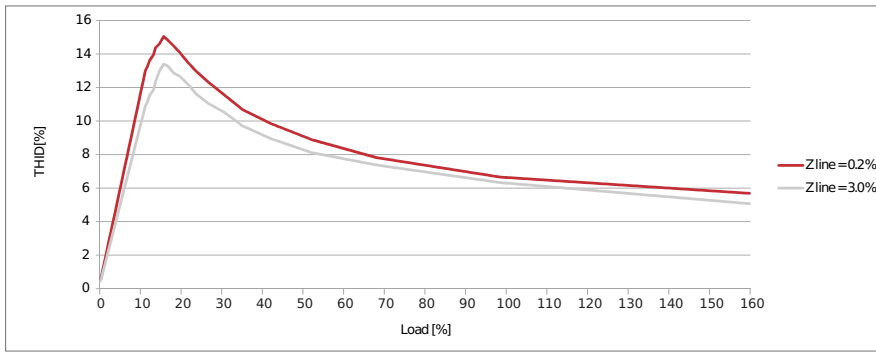
Nominal operating voltage	3x 200 to 240 VAC $\pm 10\%$
Operating frequency	60 Hz ± 1 Hz
Total harmonic current distortion THID*	<7 % @ rated power (with DC-Link choke) <13 % @ rated power (without DC-Link choke)
Total demand distortion TDD	According to IEEE-519
Nominal motor drive input power rating	2.5 to 125 HP
Efficiency	>98 % @ nominal line voltage and power
High potential test voltage	P -> E 2500 VAC (2 sec)
Protection category	IP20
Cooling	Internal fan cooling, unregulated
Overload capability	1.6x rated current for 1 minute, once per hour
Ambient temperature range	-25 °C to +45 °C fully operational -25 °C to +70 °C transport and storage +45 °C to +55 °C derated operation**
Flammability corresponding to	UL 94 V-2 or better
Design corresponding to	UL508, EN61558-2-20, CE (LVD2006 / 95 / EC)
MTBF @ 45°C/500V (Mil-HB-217F) 1	200 000 hours
SCCR***	100 kA
Earthing System	TN, TT, IT

* System requirements: THVD <2 %, line voltage unbalance <1 %
Note: performance specifications in this datasheet refer to six-pulse diode rectifiers.
SCR rectifier front-end will produce different results, depending upon the firing angle of the thyristors.
** Iderated = $I_{nominal} * \sqrt{(70 \text{ °C-Tamb}) / 25 \text{ °C}}$
*** External UL-rated fuses required.

Typical electrical schematic

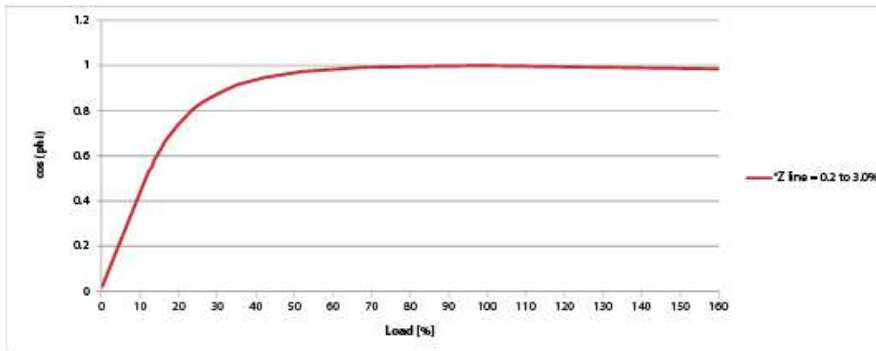


Performance characteristics (for diode rectifiers)



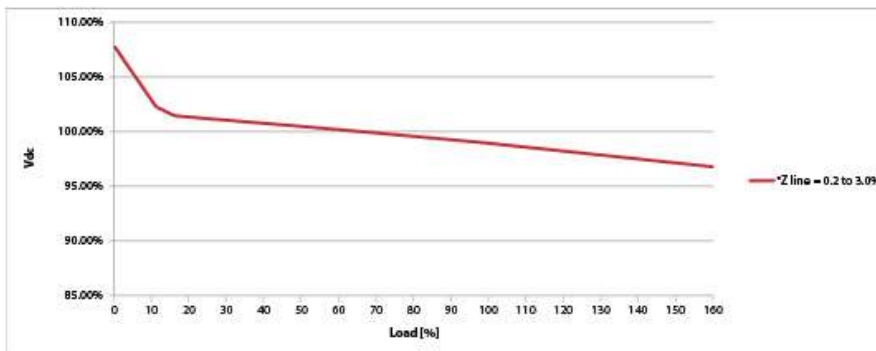
THID - Total harmonic current distortion

ECOsine® high power passive harmonic filter performance is optimized for rectifiers/motor drives with a dc-link choke. In such applications, a THID of roughly 7% can be expected. The use of a dc-link choke is highly recommended. In a system without L_{dc} a THID of 13% can be expected.



Displacement power factor



At full load, ECOsine® filters yield unity power factor. At lower load levels, the capacitive current into the power capacitors of the trap circuit cause a leading displacement power factor. This is the case with all types of passive filters with large capacitors. However, compared to traditional filters the useful range of Schaffner ECOsine® is much extended (cos phi >0.9 from 35 to 100% of rated load).



DC-link voltage

ECOsine® harmonic filters have a very low impact on the dc-link voltage of the motor drive. The voltage boost/buck as a function of load can be seen in the performance graph beside. Tolerances are kept narrow in order to ensure that motor drives do not suffer from nuisance tripping because of under- or over-voltage situations.

Filter selection table

Filter*	Rated load power	Power loss**	Input /output connections		Weight
	@ 208 VAC / 60 Hz	@ 25 °C / 60 Hz			[kg]
	[HP]	[W]			
FN3418LV-8-44	2.5	41	-44		10
FN3418LV-11-44	3.5	81	-44		10
FN3418LV-15-44	5	72	-44		16
FN3418LV-21-33	7.5	152	-33		20
FN3418LV-28-33	10	214	-33		22
FN3418LV-35-33	12	277	-33		25
FN3418LV-41-33	15	289	-33		28
FN3418LV-53-34	20	383	-34		38
FN3418LV-65-34	25	393	-34		42
FN3418LV-80-35	30	493	-35		45
FN3418LV-105-35	40	514	-35		54
FN3418LV-130-40	50	741	-40		78
FN3418LV-160-40	60	832	-40		87
FN3418LV-190-40	75	873	-40		100
FN3418LV-240-99	100	876		-99	126
FN3418LV-310-99	125	984		-99	135

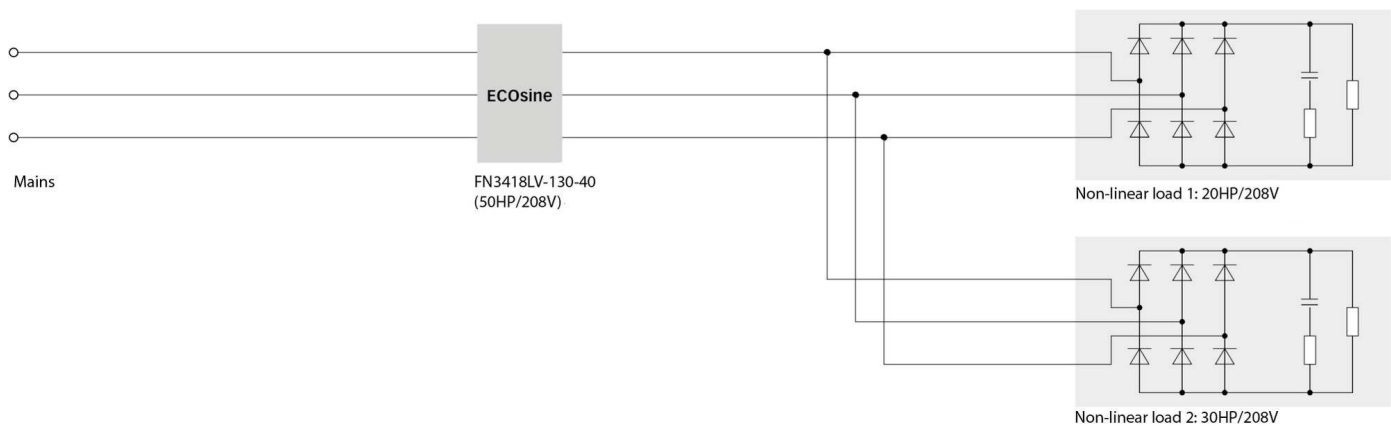
* Filter to be selected by system voltage and load (motor drive) power. Note: the harmonic filter will reduce RMS input current.

Therefore, filter selection by current rating, as is common for EMC/EMI filters, is not recommended.

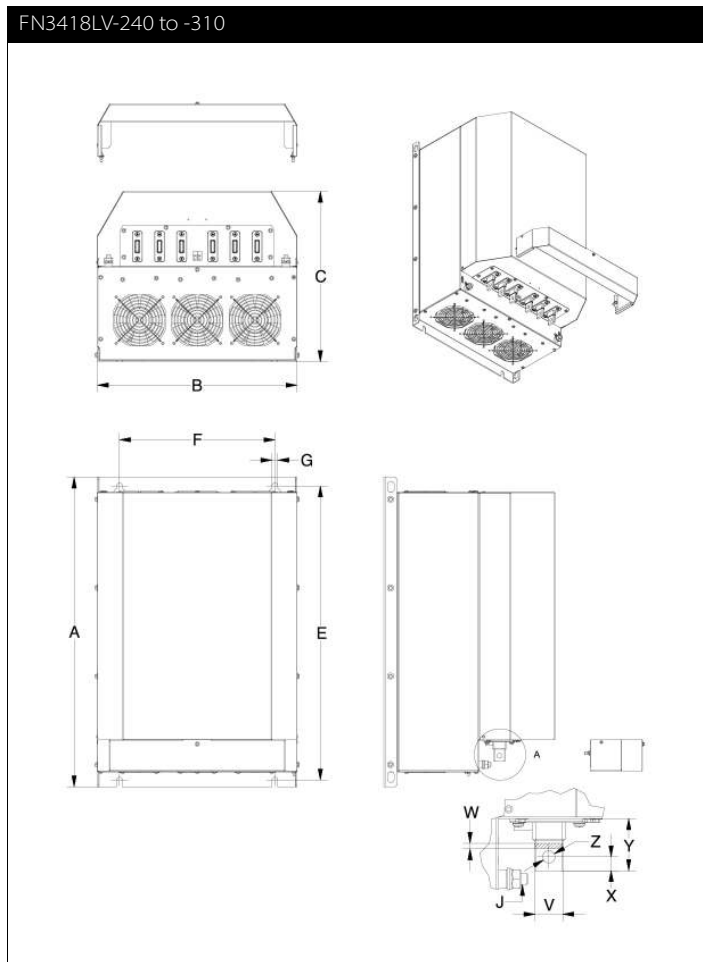
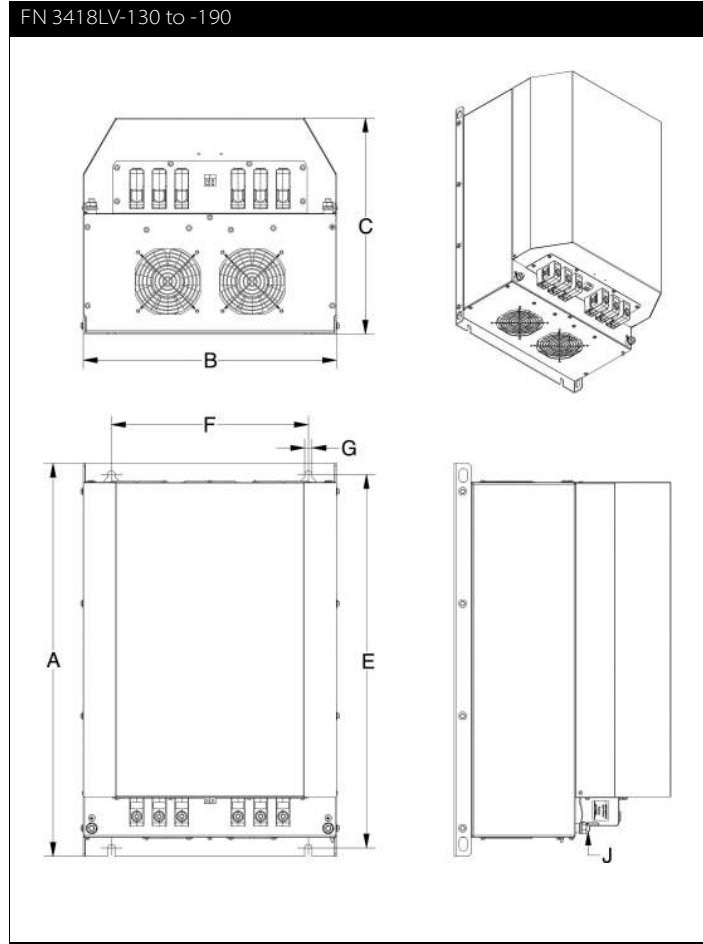
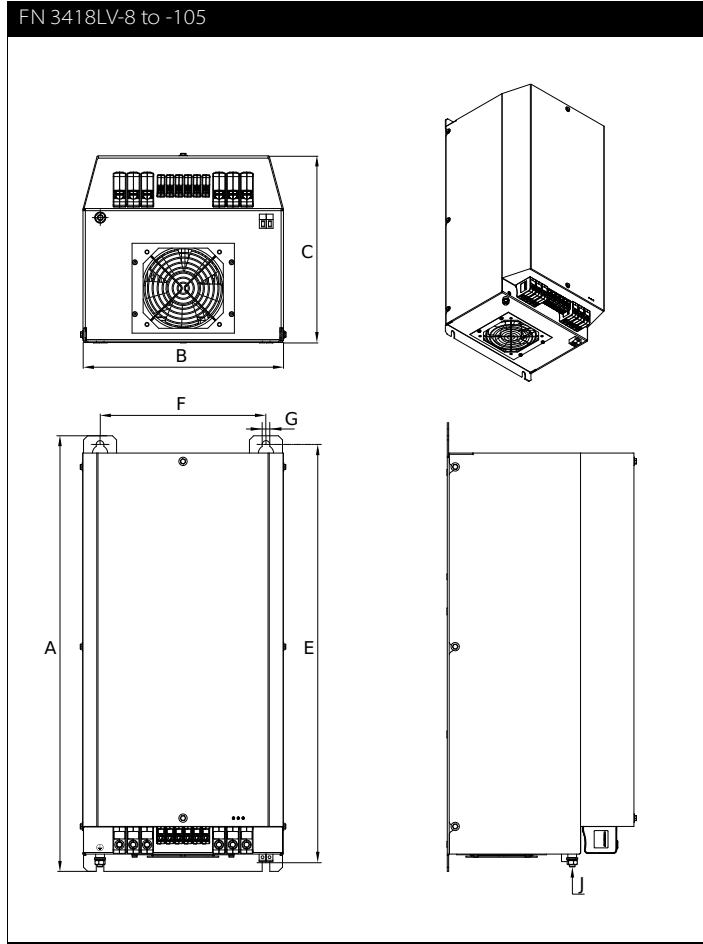
** Calculated power loss at rated load power.

Filter application

ECOsine® filters are best installed directly at the input of 6-pulse rectifiers. It is possible to connect several non-linear loads (e.g. motor drives) in parallel. In this case the rating of the filter must match the sum of the power ratings of drives connected to it. The use of a (built-in) DC-link choke is recommended for best harmonics mitigation performance. If the expected input power exceeds the rating of the largest available filter, and a custom solution is not desired, then two or more filters can be wired in parallel. In this mode of operation, it is recommended to use filters with equal power ratings to ensure proper current sharing.



Mechanical Data:








Dimensions

FN3418LV-...	8	11	15	21	28	35	41	53	65	80	105	130	160	190	240	310
A	390	390	390	455	455	455	455	520	520	580	580	700	700	700	700	700
B	185	185	185	250	250	250	280	280	280	280	280	450	450	450	450	450
C	190	190	190	230	230	230	230	248	248	248	248	385	385	385	385	385
E	370	370	370	435	435	435	435	500	500	555	555	665	665	665	665	665
F	140	140	140	200	200	200	200	225	225	225	225	350	350	350	350	350
G	9	9	9	11	11	11	11	11	11	11	11	13	13	13	13	13
J	M6	M6	M6	M8	M8	M8	M8	M8	M8	M10	M10	M10	M10	M10	M10	M10
V																25
W																6
X																12.5
Y																47
Z																11

All dimensions in mm; 1 inch = 25.4 mm

Tolerances according to: ISO 2768-m / EN 22768-m

Filter connector cross sections	-33	-34	-35	-40	-44
					
Solid wire	16 mm ²	35 mm ²	50 mm ²	95 mm ²	10 mm ²
Flex wire	10 mm ²	25 mm ²	50 mm ²	95 mm ²	6 mm ²
AWG type wire	AWG 6	AWG 2	AWG 1/0	AWG 4/0	AWG 8
Recommended torque	1.5–1.8 Nm	4.0–4.5 Nm	7–8 Nm	17–20 Nm	1.0–1.2 Nm

Please visit www.schaffner.com to find more details on filter connectors.

Installation

For more detailed information and step by step installation guidelines, please consult the user manual at www.schaffner.com or the installation instructions (delivered with each filter).



Headquarters, global innovation and development center

Switzerland

Schaffner Group

Nordstrasse 11
4542 Luterbach
T +41 32 6816 626
F +41 32 6816 630
info@schaffner.com
<http://www.schaffner.com>



Sales and application centers

China

Schaffner EMC Ltd. Shanghai

T20-3, No 565 Chuangye Road
Pudong New Area
201201 Shanghai
T +86 21 3813 9500
F +86 21 3813 9501 / 02
cschina@schaffner.com
<http://www.schaffner.com.cn/>

Finland

Schaffner Oy

Sauvonrinne 19 H
08500 Lohja
T +358 19 35 72 71
finlandsales@schaffner.com

France

Schaffner EMC S.A.S.

112 Quai de Bezons
Boîte postale 133
95100 Argenteuil
T +33 1 34 34 30 60
F +33 1 39 47 02 28
francesales@schaffner.com

Germany

Schaffner Deutschland GmbH

Schoemperlenstrasse 12B
76185 Karlsruhe
T +49 721 56910
F +49 721 569110
germanysales@schaffner.com

Italy

Schaffner EMC S.r.l.

Via Galileo Galilei 47
20092 Cinisello Balsamo (MI)
T +39 02 66 04 30 45/47
F +39 02 61 23 943
italysales@schaffner.com

Japan

Schaffner EMC K.K.

1-32-12, Kamiyama, Setagaya-ku
7F Mitsui-seimei Sangenjaya Bldg.
154-0011 Tokyo
T +81 3 5712 3650
F +81 3 5712 3651
japansales@schaffner.com
<http://www.schaffner.jp>

Singapore

Schaffner EMC Pte Ltd.

Blk 3015A Ubi Road 1
05-09 Kampong Ubi Industrial Estate
408705 Singapore
T +65 6377 3283
F +65 6377 3281
singaporesales@schaffner.com

Spain

Schaffner EMC España

Calle Caléndula 93, Miniparc III, Edificio E,
Alcobendas
Miniparc III, Edificio E
El Soto de la Moraleja
Alcobendas
28109 Madrid
M +34 618 176 133
T +34 917 912 900
F +34 917 912 901
spainsales@schaffner.com

Sweden

Schaffner EMC AB

Turebergstorg 1, 6
19147 Sollentuna
T +46 8 5792 1121 / 22
F +46 8 92 96 90
swedensales@schaffner.com

Switzerland

Schaffner EMV AG

Nordstrasse 11
4542 Luterbach
T +41 32 6816 626
F +41 32 6816 641
sales@schaffner.ch

Taiwan R.O.C.

Schaffner EMV Ltd.

6 Floor, No. 413
Rui Guang Road
114 Neihu District Taipei City
T +886 2 87525050
F +886 2 87518086
taiwansales@schaffner.com

Thailand

Schaffner EMC Co. Ltd.

Northern Region Industrial Estate
67 Moo 4 Tambon Ban Klang
Amphur Muang P.O. Box 14
51000 Lamphun
T +66 53 58 11 04
F +66 53 58 10 19
thailandsales@schaffner.com

UK

Schaffner Ltd.

5 Ashville Way
Molly Millars Lane
Wokingham
RG41 2PL Berkshire
T +44 118 9770070
F +44 118 9792969
uksales@schaffner.com
<http://www.schaffner.uk.com>

USA

Schaffner EMC Inc.

52 Mayfield Avenue
08837 Edison, New Jersey
T +1 800 367 5566
T +1 732 225 9533
F +1 732 225 4789
usasales@schaffner.com
<http://www.schaffner.com/us>

Schaffner MTC LLC

6722 Thirlane Road
24019 Roanoke, Virginia
T +1 276 228 7943
F +1 276 228 7953
<http://www.schaffner-mtc.com>

Schaffner Trencos LLC

2550 Brookpark Road
44134 Cleveland, Ohio
T +1 216 741 5282
F +1 216 741 4860
www.schaffner-trencos.com

To find your local partner within Schaffner's global network: www.schaffner.com

© 2014 Schaffner Group

The content of this document has been carefully checked and understood. However, neither Schaffner nor its subsidiaries assume any liability whatsoever for any errors or inaccuracies of this document and the consequences thereof. Published specifications are subject to change without notice. Product suitability for any area of application must ultimately be determined by the customer. In all cases, products must never be operated outside their published specifications. Schaffner does not guarantee the availability of all published products. This disclaimer shall be governed by substantive Swiss law and resulting disputes shall be settled by the courts at the place of business of Schaffner Holding AG. Latest publications and a complete disclaimer can be downloaded from the Schaffner website. All trademarks recognized.